

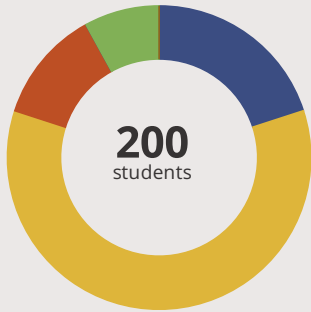
Garfield Elem School

1101 N Gilbert St Danville, IL 61832 (217) 444-1750

Grades: K - 4
District: Danville CCSD 118

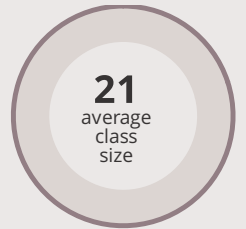

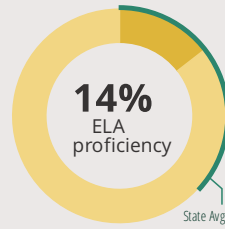
Principal: Mr. Justin Thornton
Superintendent: Dr. Alicia Geddis

Fast Facts



Student Characteristics

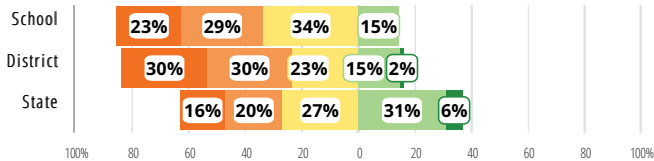
White	20%
Black	60%
Hispanic	12%
Asian	0%
American Indian	0%
Two or More Races	8%
Pacific Islander	0%
Low Income	67%
English Learners	6%
With Disabilities	11%
Homeless	1%



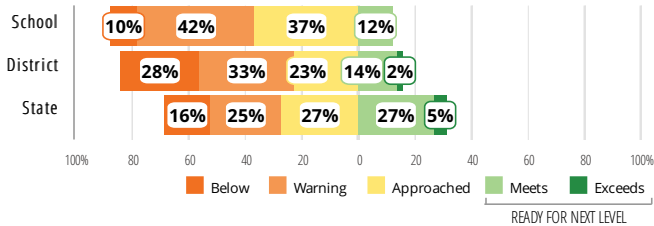
Academic Success

All Illinois students in grades 3-8 take the PARCC assessment each year. High school students take the SAT in Math and English Language Arts.

English Language Arts



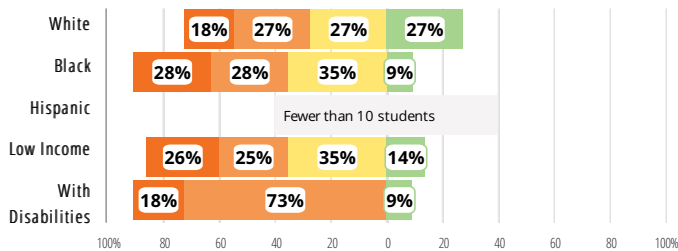
Mathematics



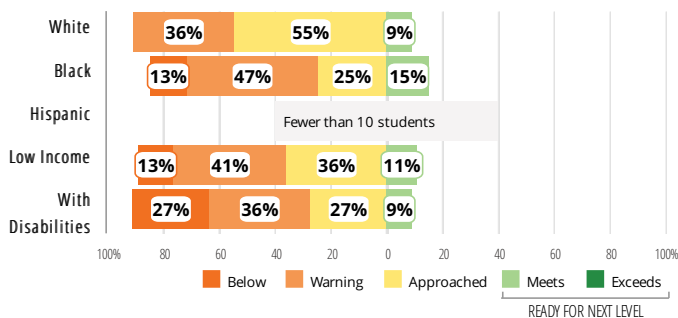
Success by Student Group

This display shows PARCC ELA & Math performance levels for each student group. No data is shown for groups with fewer than 10 students.

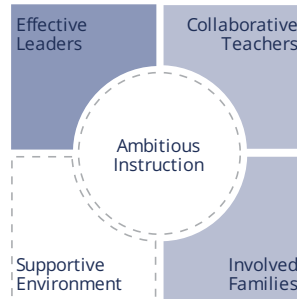
English Language Arts



Mathematics



School Environment



The **5Essentials Survey** allows students in grades 6-12 and all teachers to share their perspectives on essential conditions for learning. The anonymous survey consists of 5 components.

- Most implementation
- More implementation
- Average implementation
- Less implementation
- Least implementation
- Not Applicable/Low Response

Response Rates

Students	-
Teachers	73%

Average Effective Leaders

Do principals and teachers implement a shared vision for success?

Less Collaborative Teachers

Do teachers collaborate to promote professional growth?

- Ambitious Instruction

Are the classes challenging and engaging?

- Supportive Environment

Is the school safe, demanding, and supportive?

Less Involved Families

Does the entire staff build strong external relationships?

Student Attendance and Mobility

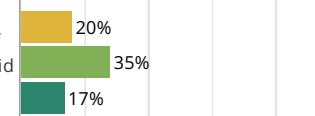
Attendance Rate

Rate at which students are present at school, not including excused or unexcused absences




Chronic Absenteeism

Percentage of students who miss 10% or more of school days per year either with or without a valid excuse



Student Mobility

Percentage of students who transfer in or out of the school during the school year, not including graduates



Teacher Retention

Percentage of full time teachers who return to the same school year to year





Garfield Elem School

School Highlights

Academic Courses

Bilingual Support Title 1 Support Volunteer Tutoring Support AVID Elementary Garfield Elementary offers students a rich core curriculum to prepare students for college and career. The students are provided with opportunities to explore careers and learn skills needed for success through our Achievement Via Individual Determination.

Physical Education, Health and Wellness

Students receive Physical Education three times a week for 30 minutes. Students also complete Jump Rope for Heart in the Spring.

Other Programs and Activities

Project Success Scholastic Bowl Girl Scouts Safety Patrol Four nights a year, students are invited to attend different Family Night events such as: Science Night, Reading Night, Math Night, and Fun Night. Garfield has a D.A.D.D.S. group (Dedicated and Determined Dads to Serve Students at Garfield) that meets once a month to brainstorm different

School Awards

Basketball Award, Citizenship Award, Dr. David Fields Award, Fifth Grade Promotion, Golden Ruler Award, Honors Assemblies, Music Programs, Positive Behavior Interventions and Support Award, Presidential Fitness Award, Presidential Fitness Award, Scholastic Bowl Award, Spotlight on Staff, Track Award, United Way, Volleyball Award

Career Development Courses and Programs

Students are entering their first year as an AVID elementary. Through AVID, students are prepared for College and Career readiness.

Athletics

Volleyball - 4th Grade Basketball - 4th Grade Track - 4th Grade

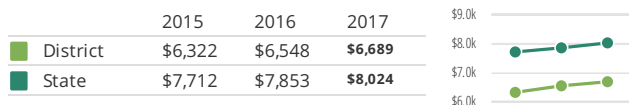
School Personnel Resources

Bilingual Education Teacher, Data Instructional Facilitator, District Math Coach, District Reading Coach, Librarian/Media Specialist, Paraprofessional, School Nurse, School Psychologist, School Social Worker, Special Education Teacher, Speech Language Pathologist-non teaching

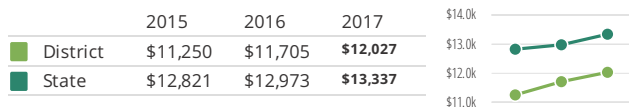
Facilities

District Finance

Instructional Spending per Pupil includes only the activities directly dealing with the teaching of students or the interaction between teachers and students.



Operational Spending per Pupil includes all costs for overall operations in this school's district, including Instructional Spending, but excluding summer school, adult education, capital expenditures, and long-term debt payments.



Educator Measures

This school has had **3 principal(s)** over the past 6 years. In the last three years, an average of **78% of teachers** return to this school each year.

FOR MORE INFORMATION

Visit IllinoisReportCard.com to see additional details about each item of information for this school. There you will find charts spanning multiple years, detailed explanations, resources, more of the school's programs and activities, and powerful tools that let you dig deeper into data.

Most of this data has been collected by ISBE from school districts through data systems. Some information, such as the School Highlights, is entered directly by principals and can be updated throughout the year.