

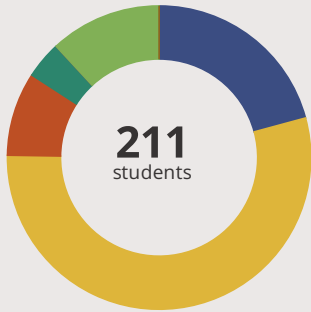
Liberty Elem School

20 E Liberty Ln Danville, IL 61832 (217) 444-3000

Grades: K - 4
District: Danville CCSD 118

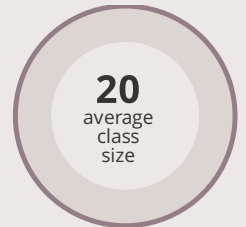

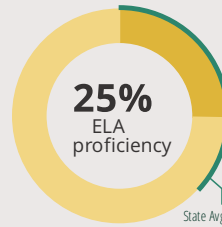
Principal: Ms. Angelique Simon
Superintendent: Dr. Alicia Geddis

Fast Facts



Student Characteristics

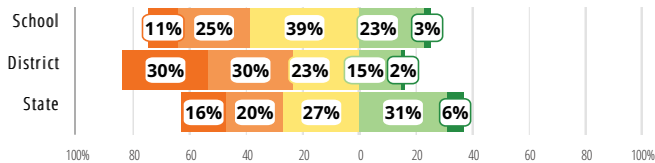
White	21%
Black	55%
Hispanic	9%
Asian	4%
American Indian	0%
Two or More Races	12%
Pacific Islander	0%
Low Income	70%
English Learners	5%
With Disabilities	19%
Homeless	1%



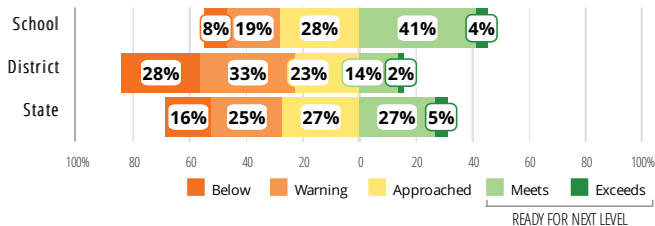
Academic Success

All Illinois students in grades 3-8 take the PARCC assessment each year. High school students take the SAT in Math and English Language Arts.

English Language Arts



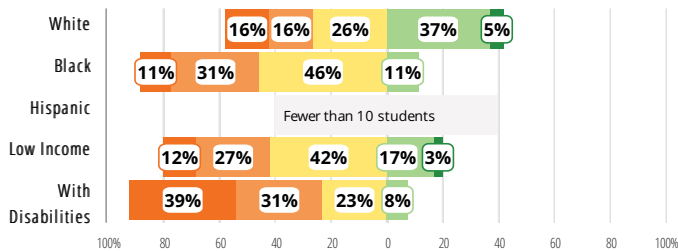
Mathematics



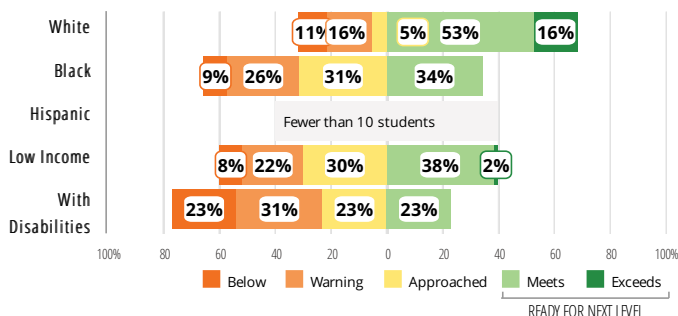
Success by Student Group

This display shows PARCC ELA & Math performance levels for each student group. No data is shown for groups with fewer than 10 students.

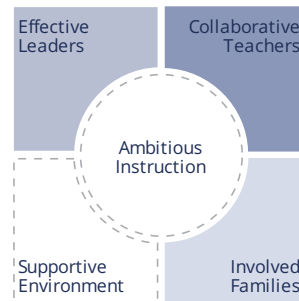
English Language Arts



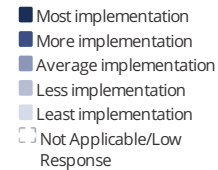
Mathematics



School Environment



The **5Essentials Survey** allows students in grades 6-12 and all teachers to share their perspectives on essential conditions for learning. The anonymous survey consists of 5 components.



Response Rates

Students	100%
Teachers	77%

- Less Effective Leaders**
Do principals and teachers implement a shared vision for success?
- Average Collaborative Teachers**
Do teachers collaborate to promote professional growth?
- Ambitious Instruction**
Are the classes challenging and engaging?
- Supportive Environment**
Is the school safe, demanding, and supportive?
- Least Involved Families**
Does the entire staff build strong external relationships?

Student Attendance and Mobility

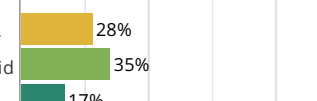
Attendance Rate

Rate at which students are present at school, not including excused or unexcused absences




Chronic Absenteeism

Percentage of students who miss 10% or more of school days per year either with or without a valid excuse



Student Mobility

Percentage of students who transfer in or out of the school during the school year, not including graduates



Teacher Retention

Percentage of full time teachers who return to the same school year to year





Liberty Elem School

School Highlights

Academic Courses

Liberty Elementary School serves students in grades K - 4. We are proud to be an AVID Elementary site in Danville School District 118. We continue to focus academic instruction on writing to learn, inquiry, collaboration, organization, and reading to learn in all content areas.

Physical Education, Health and Wellness

Physical Education and Health at Liberty includes our K-4 PE curriculum with a new focus on Fitness Gram to assess physical fitness and the sports acuity of Liberty students. All Liberty students are offered healthy meals during the school day as we strive to expose students to healthful life choices. Liberty also partners with Danville community s

Other Programs and Activities

We also sponsor a Scholastic Bowl team annually at Liberty.

Career Development Courses and Programs

Career Day

Athletics

Liberty sponsors Basketball, Volleyball, and Track for our third and fourth grade students.

School Personnel Resources

In addition to our highly qualified educators, Liberty has the following additional educational support team members: Math Coach, Literacy Coach, EL teacher, and a Data Instructional Facilitator.

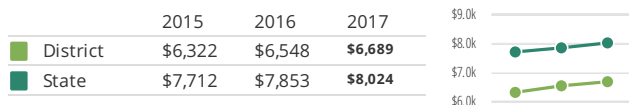
School Awards

Facilities

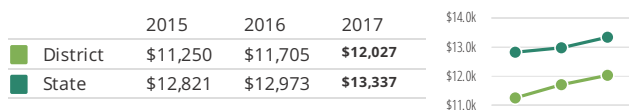
Liberty Elementary School is 1 of 2 open concept school buildings in District 118.

District Finance

Instructional Spending per Pupil includes only the activities directly dealing with the teaching of students or the interaction between teachers and students.



Operational Spending per Pupil includes all costs for overall operations in this school's district, including Instructional Spending, but excluding summer school, adult education, capital expenditures, and long-term debt payments.



Educator Measures

This school has had **2 principal(s)** over the past 6 years. In the last three years, an average of **82% of teachers** return to this school each year.

FOR MORE INFORMATION

Visit IllinoisReportCard.com to see additional details about each item of information for this school. There you will find charts spanning multiple years, detailed explanations, resources, more of the school's programs and activities, and powerful tools that let you dig deeper into data.

Most of this data has been collected by ISBE from school districts through data systems. Some information, such as the School Highlights, is entered directly by principals and can be updated throughout the year.