

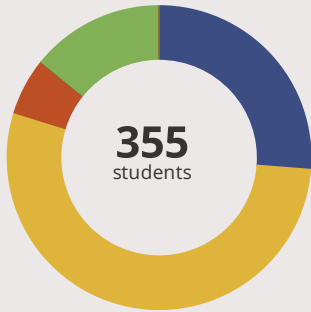
# Meade Park Elem School

200 S Kansas Ave Danville, IL 61834 (217) 444-1925

Grades: K - 4  
District: Danville CCSD 118

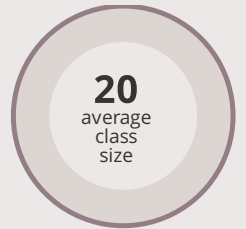
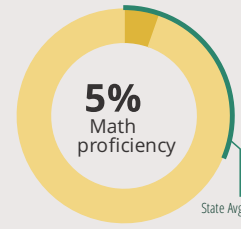
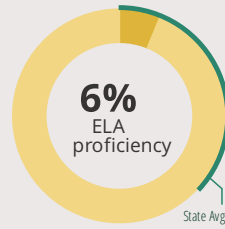
Principal: Mr. Chris Rice  
Superintendent: Dr. Alicia Geddis

## Fast Facts



### Student Characteristics

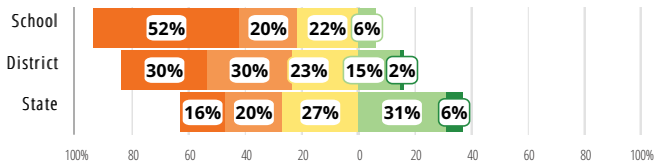
White	26%
Black	53%
Hispanic	6%
Asian	0%
American Indian	0%
Two or More Races	14%
Pacific Islander	0%
Low Income	86%
English Learners	3%
With Disabilities	18%
Homeless	1%



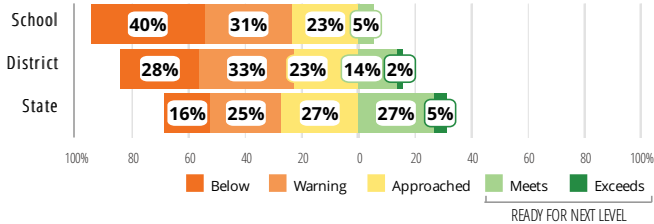
## Academic Success

All Illinois students in grades 3-8 take the PARCC assessment each year. High school students take the SAT in Math and English Language Arts.

### English Language Arts



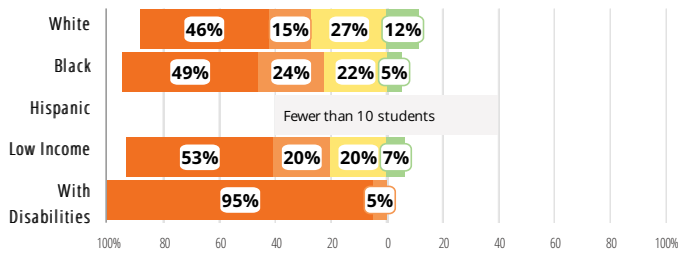
### Mathematics



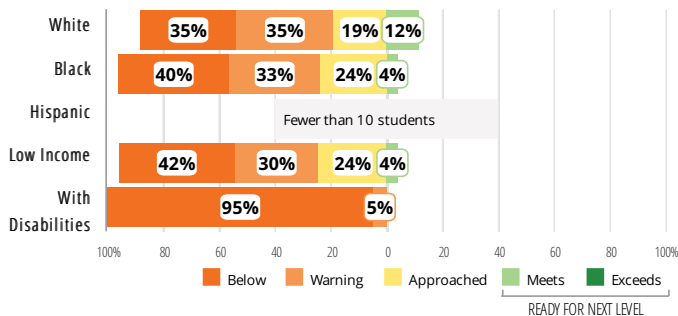
## Success by Student Group

This display shows PARCC ELA & Math performance levels for each student group. No data is shown for groups with fewer than 10 students.

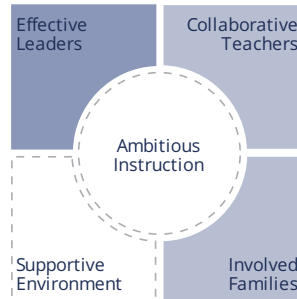
### English Language Arts



### Mathematics



## School Environment



The **5Essentials Survey** allows students in grades 6-12 and all teachers to share their perspectives on essential conditions for learning. The anonymous survey consists of 5 components.

- Most implementation
- More implementation
- Average implementation
- Less implementation
- Least implementation
- Not Applicable/Low Response

### Response Rates

Students	-
Teachers	74%

### Average Effective Leaders

Do principals and teachers implement a shared vision for success?

### Less Collaborative Teachers

Do teachers collaborate to promote professional growth?

### - Ambitious Instruction

Are the classes challenging and engaging?

### - Supportive Environment

Is the school safe, demanding, and supportive?

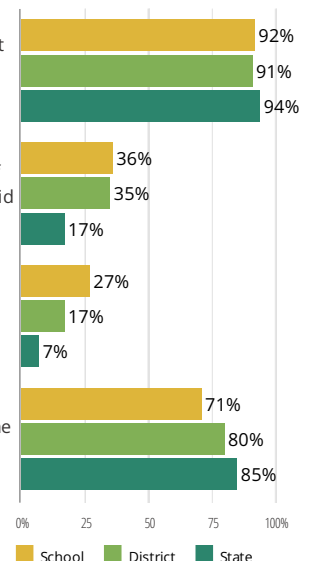
### Less Involved Families

Does the entire staff build strong external relationships?

## Student Attendance and Mobility

### Attendance Rate

Rate at which students are present at school, not including excused or unexcused absences



### Chronic Absenteeism

Percentage of students who miss 10% or more of school days per year either with or without a valid excuse

### Student Mobility

Percentage of students who transfer in or out of the school during the school year, not including graduates

### Teacher Retention

Percentage of full time teachers who return to the same school year to year



# Meade Park Elem School

## School Highlights

### Academic Courses

Meade Park School houses approximately four hundred kindergarten through fourth grade students in an open-classroom setting. The staff implements a model of school, family, and community partnerships to engage, guide, and motivate students to produce their own academic success.

### Physical Education, Health and Wellness

Meade Park School believes physical education plays a critical role in educating the mind and body of the whole student. It contributes directly to the development of physical fitness while helping students understand the value of leading a physically active lifestyle. A healthy, physically active student is more likely to succeed in school.

### Other Programs and Activities

Our school culture is based on: shared attitudes, values, and beliefs, high expectations, student and staff relationships, and past, present, and future traditions. We have an "open-door" policy which encourages parents and community members to visit and volunteer.

### School Awards

Awarded Implementing PBIS Recognition for 2012-2013, 2013-2014, and 2014-2015.

## Career Development Courses and Programs

### Athletics

Meade Park School believes participation in school activities, especially athletics, leads to higher self-esteem and an enhanced status among peers. These activities foster the strengths of our students and assist them in steering toward positive attitudes and actions.

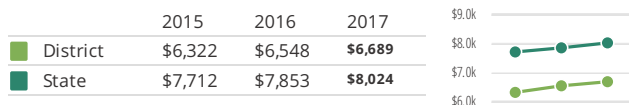
### School Personnel Resources

All teachers at Meade Park Elementary School are highly qualified.

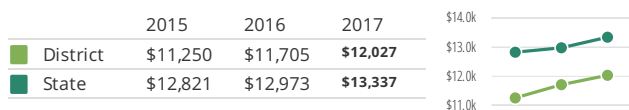
### Facilities

## District Finance

**Instructional Spending per Pupil** includes only the activities directly dealing with the teaching of students or the interaction between teachers and students.



**Operational Spending per Pupil** includes all costs for overall operations in this school's district, including Instructional Spending, but excluding summer school, adult education, capital expenditures, and long-term debt payments.



## Educator Measures

This school has had **2 principal(s)** over the past 6 years. In the last three years, an average of **71% of teachers** return to this school each year.

## FOR MORE INFORMATION

Visit [IllinoisReportCard.com](http://IllinoisReportCard.com) to see additional details about each item of information for this school. There you will find charts spanning multiple years, detailed explanations, resources, more of the school's programs and activities, and powerful tools that let you dig deeper into data.

Most of this data has been collected by ISBE from school districts through data systems. Some information, such as the School Highlights, is entered directly by principals and can be updated throughout the year.