



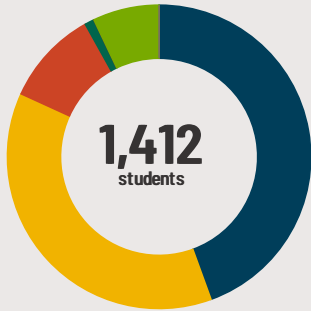
Danville High School

202 E Fairchild St Danville, IL 61832 (217) 444-1504

Grades: 9 - 12
District: Danville CCSD 118

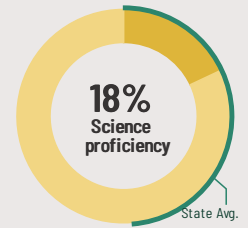
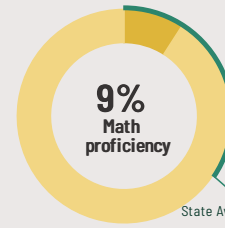
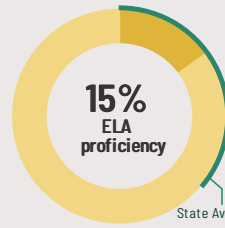
Principal: Ms. Tracy Cherry
Superintendent: Dr. Alicia Geddis

Fast Facts



Student Characteristics

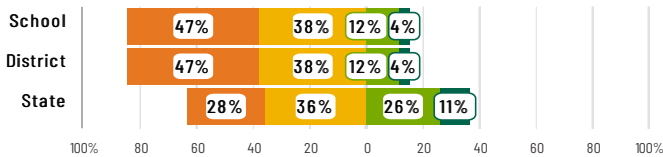
White	44%
Black	37%
Hispanic	10%
Asian	1%
American Indian	0%
Two or More Races	7%
Pacific Islander	0%
Low Income	65%
English Learners	2%
With IEPs	13%
With Disabilities	-
Homeless	2%



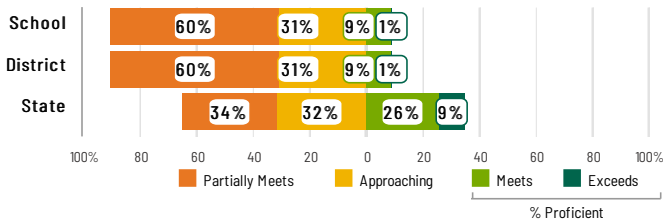
Academic Success

High school students take the SAT in English Language Arts and Math. The display shows SAT ELA & Math results in four performance levels.

English Language Arts



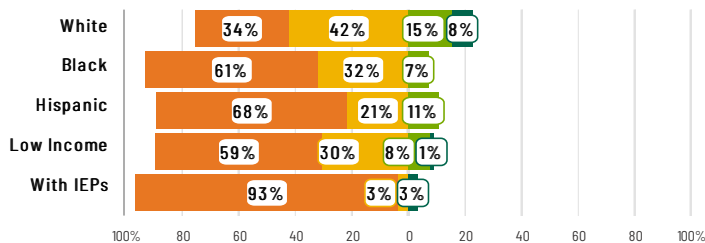
Mathematics



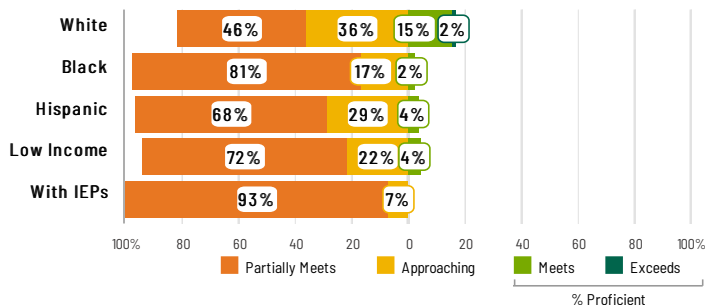
Success by Student Group

This display shows SAT ELA & Math performance levels for each student group. No data is shown for groups with fewer than 10 students.

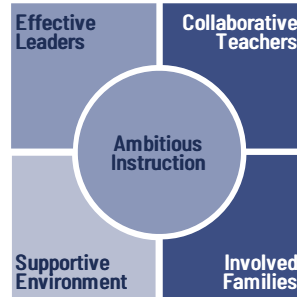
English Language Arts



Mathematics



School Environment



The **5Essentials Survey** allows students in grades 6-12 and all teachers to share their perspectives on essential conditions for learning. The anonymous survey consists of 5 components.

- Most implementation
- More implementation
- Average implementation
- Less implementation
- Least implementation
- Not Applicable/Low Response

Response Rates

Students	100%
Teachers	85%

Average Effective Leaders

Do principals and teachers implement a shared vision for success?

More Collaborative Teachers

Do teachers collaborate to promote professional growth?

Average Ambitious Instruction

Are classes challenging and engaging?

Less Supportive Environment

Is the school safe, demanding, and supportive?

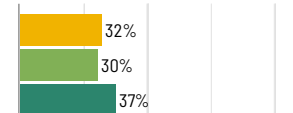
More Involved Families

Does the entire staff build strong external relationships?

College Readiness

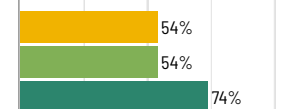
Early College Coursework

Students taking early college coursework in grades 10, 11, and 12



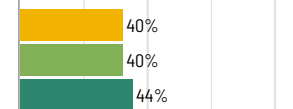
Postsecondary Enrollment

Students who enroll at colleges and universities



Community College Remediation (lower is better)

Students enrolled in Illinois community colleges who require remedial coursework



Graduation Rate

Percentage of students who graduated within 4 years



Legend: School (Yellow), District (Green), State (Dark Green)



Danville High School

School Highlights

Academic Courses

Danville High School prides itself in providing students with a wide-range of academic and extracurricular opportunities to ensure that all students are college and career ready. We have a robust Honors and Advanced Placement program that challenges students and a strong partnership with Danville Area Community College.

Physical Education, Health and Wellness

DHS offers a variety of options for Physical Education: Dance, Beginner & Advanced Swimming, Sports Medicine, Weight Training, and Adapted PE. Students may also meet their PE graduation requirements through our JROTC program. The Viking 5K is offered each fall for participation from our families and community. Our free meal program is open to all.

Other Programs and Activities

Danville High School has over 20 clubs that meet all of our students individual interests from Student Council to new creations such as Gaming Club and Viking Ambassadors. There is something for everyone at Danville High School and every effort is made to help students find their niche.

School Awards

Students at Danville High School were awarded over \$125,000 in scholarships. The school prides itself as promoting excellence, as our very own Mr. Houpt was a top ten finalist for Those Who Excel Teacher of the Year for Illinois. A strong athletic program with our cross country team attending state and Viking Football advancing to playoffs.

Career Development Courses and Programs

Danville High School has a wide-array of courses focused in-house on career development through the Career and Technical Education division with courses such as Intro to Engineering, Welding, Automotive Technology, and Business. The partnership with Danville Area Community College provides additional coursework via College Express.

Athletics

DHS has over 21 athletic programs that have distinguished themselves on the field of competition that students can choose from during the school year. Studies show that athletic involvement helps to structure the student and aid in academic success during the high school years.

School Personnel Resources

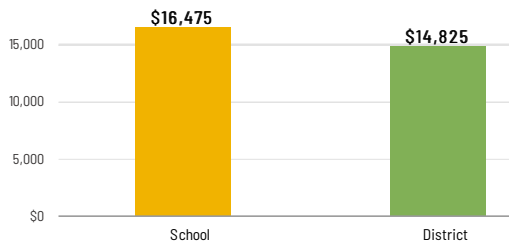
DHS has a full range of staff to support teachers and students on a daily basis.

Facilities

Originally built in the 1920s, DHS has the charm of a building with a rich heritage with all the amenities of a modern construction. Spring of 2019 brought a new elevator, increased LED lighting throughout the building, more security cameras, and complete renovation of all student restrooms. Extensive painting was also completed.

School-Level Finance

The Every Student Succeeds Act requires LEAs to report school-level expenditure data, beginning with School Year 18-19 data. LEAs are required to report actual personnel and non-personnel expenditures of both site-specific and district centralized expenditures. Expenditures are shown at the site level and must be disaggregated by source of funds (federal vs. state/local). These data are self-reported and may differ from AFR data.



Educator Measures

This school has had **2 principal(s)** over the past 6 years. In the last three years, an average of **82% of teachers** return to this school each year.

Student Attendance and Mobility

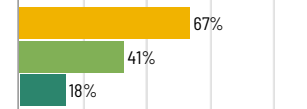
Attendance Rate

Rate at which students are present at school, not including excused or unexcused absences



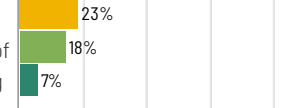
Chronic Absenteeism

Percentage of students who miss 10% or more of school days per year either with or without a valid excuse



Student Mobility

Percentage of students who transfer in or out of the school during the school year, not including graduates



Teacher Retention

Percentage of full time teachers who return to the same school year to year



0% 25 50 75 100%
School District State

FOR MORE INFORMATION

Visit IllinoisReportCard.com to see additional details about each item of information for this school. There you will find charts spanning multiple years, detailed explanations, resources, more of the school's programs and activities, and powerful tools that let you dig deeper into data.

Most of this data has been collected by ISBE from school districts through data systems. Some information, such as the School Highlights, is entered directly by principals and can be updated throughout the year.