



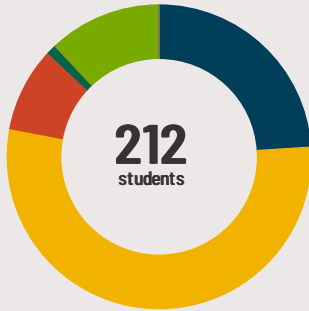
Liberty Elem School

20 E Liberty Ln Danville, IL 61832 (217) 444-3000

Grades: K - 4
District: Danville CCSD 118


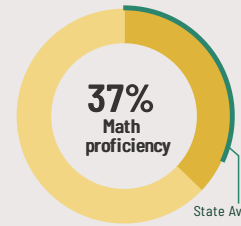
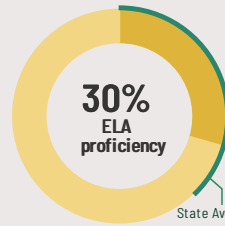
Principal: Ms. Angelique Simon
Superintendent: Dr. Alicia Geddis

Fast Facts



Student Characteristics

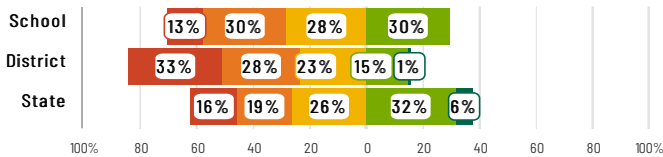
White	24%
Black	54%
Hispanic	9%
Asian	1%
American Indian	0%
Two or More Races	12%
Pacific Islander	0%
Low Income	78%
English Learners	4%
With IEPs	19%
With Disabilities	-
Homeless	2%



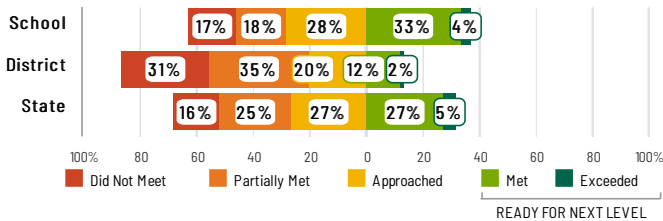
Academic Success

All Illinois students in grades 3-8 take the IAR assessment each year. High school students take the SAT in English Language Arts and Math.

English Language Arts



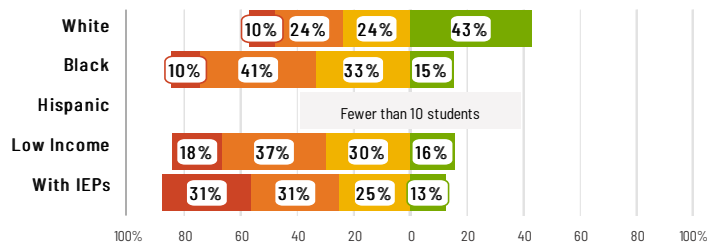
Mathematics



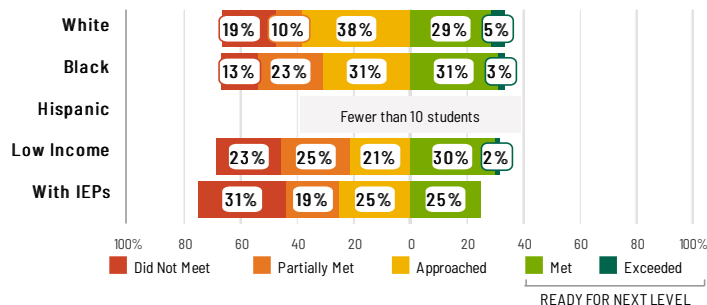
Success by Student Group

This display shows IAR ELA & Math performance levels for each student group. No data is shown for groups with fewer than 10 students.

English Language Arts



Mathematics



School Environment



The **5Essentials Survey** allows students in grades 6-12 and all teachers to share their perspectives on essential conditions for learning. The anonymous survey consists of 5 components.

- Most implementation
- More implementation
- Average implementation
- Less implementation
- Least implementation
- Not Applicable/Low Response

Response Rates

Students	100%
Teachers	68%

Average Effective Leaders

Do principals and teachers implement a shared vision for success?

Average Collaborative Teachers

Do teachers collaborate to promote professional growth?

Most Ambitious Instruction

Are classes challenging and engaging?

Average Supportive Environment

Is the school safe, demanding, and supportive?

Less Involved Families

Does the entire staff build strong external relationships?

Student Attendance and Mobility

Attendance Rate

Rate at which students are present at school, not including excused or unexcused absences

Chronic Absenteeism

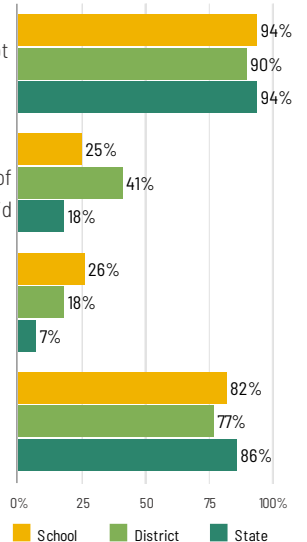
Percentage of students who miss 10% or more of school days per year either with or without a valid excuse

Student Mobility

Percentage of students who transfer in or out of the school during the school year, not including graduates

Teacher Retention

Percentage of full time teachers who return to the same school year to year





Liberty Elem School

School Highlights

Academic Courses

Liberty Elementary School serves students in grades K - 4. We are proud to be an AVID Elementary site in Danville School District 118. We continue to focus academic instruction on writing to learn, inquiry, collaboration, organization, and reading to learn in all content areas.

Physical Education, Health and Wellness

Physical Education and Health at Liberty include our K-4 PE curriculum with a new focus on Fitness Gram to assess physical fitness and the sports acuity of Liberty students. All Liberty students are offered healthy meals during the school day as we strive to expose students to healthful life choices.

Other Programs and Activities

We also sponsor a Scholastic Bowl team and a Bucket Drumming team annually at Liberty.

School Awards

All of our students have an equal opportunity to achieve Liberty HERO awards as accolades for academic and behavioral success. Students are also selected to receive the following: Best attendance, best citizen, highest Accelerated Reader, Math Challenge, and Illinois Principals' awards throughout the school year.

Career Development Courses and Programs

Liberty's 3rd and 4th grade students explore careers during an annual Career Fair.

Athletics

In addition to sports instruction during PE sessions, Liberty sponsors Basketball, Volleyball, and Track for our third and fourth grade students.

School Personnel Resources

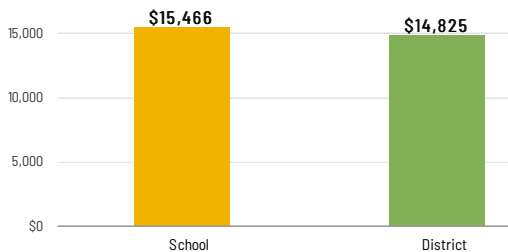
In addition to our highly qualified educators, Liberty has the following additional educational support team members: Math Coach, Literacy Coach, EL teacher, and a Data Instructional Facilitator.

Facilities

Liberty Elementary School is 1 of 2 open concept school buildings in District 118.

School-Level Finance

The Every Student Succeeds Act requires LEAs to report school-level expenditure data, beginning with School Year 18-19 data. LEAs are required to report actual personnel and non-personnel expenditures of both site-specific and district centralized expenditures. Expenditures are shown at the site level and must be disaggregated by source of funds (federal vs. state/local). These data are self-reported and may differ from AFR data.



Educator Measures

This school has had **1 principal(s)** over the past 6 years. In the last three years, an average of **82% of teachers** return to this school each year.

FOR MORE INFORMATION

Visit IllinoisReportCard.com to see additional details about each item of information for this school. There you will find charts spanning multiple years, detailed explanations, resources, more of the school's programs and activities, and powerful tools that let you dig deeper into data.

Most of this data has been collected by ISBE from school districts through data systems. Some information, such as the School Highlights, is entered directly by principals and can be updated throughout the year.