



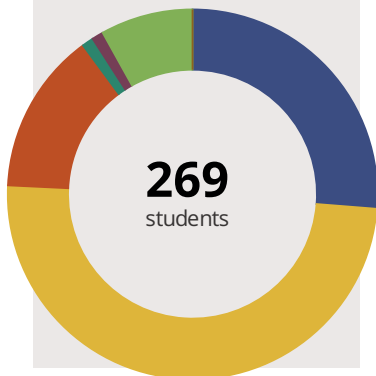
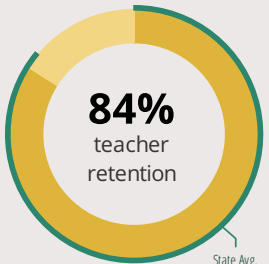
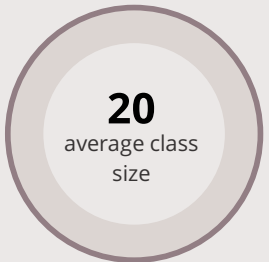
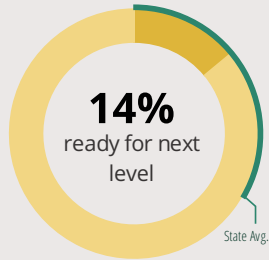
CANNON ELEM SCHOOL

NaN

Grades: K-5
District: DANVILLE CCSD 118

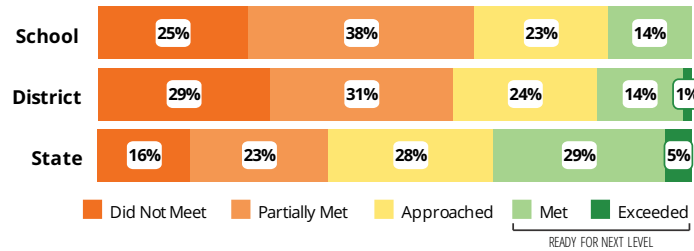
Principal:
Superintendent: Dr. Alicia Geddis

FAST FACTS



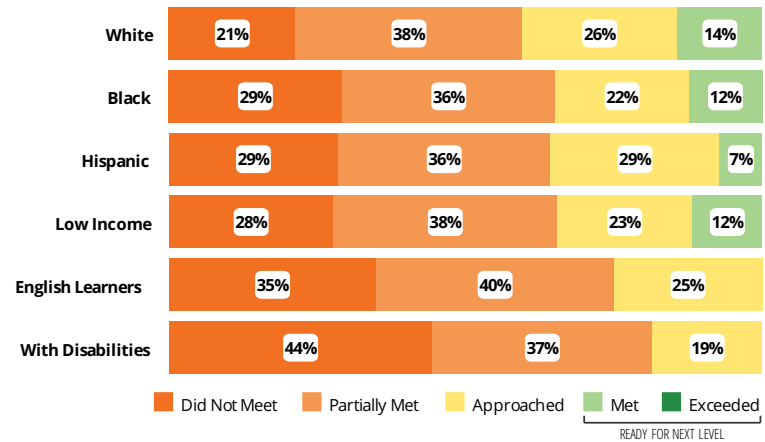
Academic Success

All Illinois students in grades 3-8 take the PARCC assessment each year. High school students take the PARCC in specific Math or English Language Arts (ELA) courses.



Success by Student Group

This display shows PARCC performance levels for each student group. No data is shown for groups with fewer than 10 students.

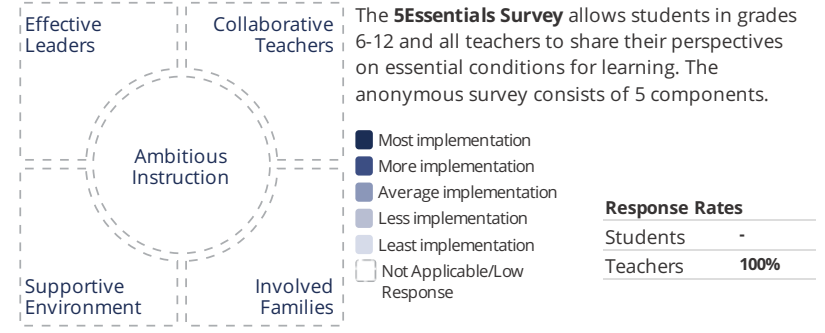


Student Characteristics

White	26%	Low Income	91%
Black	49%	English Learners	9%
Hispanic	14%	With Disabilities	18%
Asian	1%	Homeless	1%
American Indian	1%		
Two or More Races	8%		
Pacific Islander	0%		

School Environment

The **5Essentials Survey** allows students in grades 6-12 and all teachers to share their perspectives on essential conditions for learning. The anonymous survey consists of 5 components.



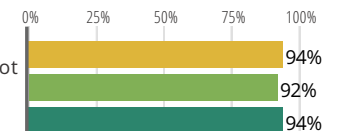
Response Rates	
Students	-
Teachers	100%

- Effective Leaders**
Do principals and teachers implement a shared vision for success?
- Collaborative Teachers**
Do teachers collaborate to promote professional growth?
- Ambitious Instruction**
Are the classes challenging and engaging?
- Supportive Environment**
Is the school safe, demanding, and supportive?
- Involved Families**
Does the entire staff build strong external relationships?

Student Attendance and Mobility

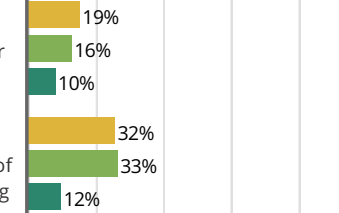
Attendance Rate

Rate at which students are present at school, not including excused or unexcused absences



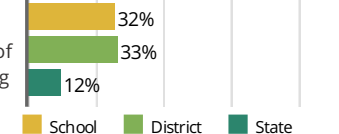
Chronic Truancy Rate

Percentage of students who have been absent without valid reasons for 5% or more of regular school days



Student Mobility

Percentage of students who transfer in or out of the school during the school year, not including graduates





CANNON ELEM SCHOOL

School Highlights

Academic Courses

Bilingual Support, Choir, ESL Services, Future Problem Solving Team, Junior Great Books, Peer Mentors, Renaissance Program, Second Step, Summer School, Title 1 Programs, Violins

Physical Education, Heath and Wellness

Basketball, Healthy Lunches, Nurtured Heart Approach, Outdoor School, Physical Education, Positive Behavior Interventions and Support, Presidential Physical Fitness Program, Second Step, Social Emotional Learning (SEL), Track, U of I Extension Classes, U of I Extension Nutrition Program, Volleyball

Other Programs and Activities

Accelerated Reading Luncheon, Attendance, BINGO Family Night, Boys and Girls Club, Family Nights, Hot Chocolate with Santa Night, Ice Cream Social, Laura Lee, Math Challenge, Mentoring Program, Music Club, Neighborhood Association Partnership, Night of Lights, Open House / Back to School Night, PARCC Night, Partners in Education, PBIS Fun Day, Project Lead The Way, Recorder Karate, Religious Partnerships, Safety Patrol, Scholastic Bowl, Thanksgiving Parent Luncheon, Tutoring Program, Violin P...

School Awards

5th Grade Promotion, Archery, Basketball, Citizenship Awards, Dr. David Fields Award, Fitness, Fitness Awards, Golden Ruler Award, Honors Assemblies, Music Programs, Positive Behavior Interventions and Support Award, Presidential Fitness Award, Scholastic Bowl, Spot Light on Staff, Track, United Way, Volleyball

Career Development Courses and Programs

Career Study

Athletics

Archery, Boy's Basketball, Boy's Track & Field, Boy's Volleyball, Girl's Basketball, Girl's Track & Field, Girl's Volleyball

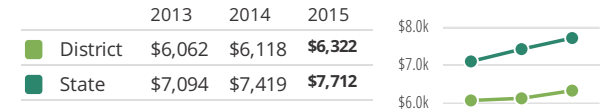
School Personnel Resources

Bilingual Teaching Assistant, Computer Resource Person, Curriculum Specialist, Data Instructional Facilitator, English as a Second Language Teacher, Hearing Impaired Coordinator, Instructional Teaching Assistant, Librarian/Media Specialist, Literacy Coach, Math Coach, Music Teacher, Paraprofessional, Reading Instructional Teaching Assistant, Reading Specialist, School Nurse, School Psychologist, School Social Worker, Sp. Ed. Resource Teacher, Special Education Director, Special Education Teac...

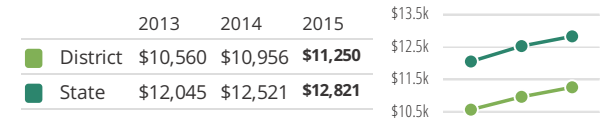
Facilities

District Finance

Instructional Spending per Pupil includes only the activities directly dealing with the teaching of students or the interaction between teachers and students.



Operational Spending per Pupil includes all costs for overall operations in this school's district, including Instructional Spending, but excluding summer school, adult education, capital expenditures, and long-term debt payments.



Educator Measures

This school has had **1 principal(s)** over the past 6 years. In the last three years, an average of **84% of teachers** return to this school each year.

FOR MORE INFORMATION

Visit IllinoisReportCard.com to see additional details about each item of information for this school. There you will find charts spanning multiple years, detailed explanations, resources, more of the school's programs and activities, and powerful tools that let you dig deeper into data.

Most of this data has been collected by ISBE from school districts through data systems. Some information, such as the School Highlights, is entered directly by principals and can be updated throughout the year.