



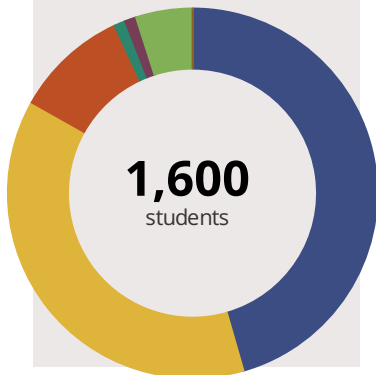
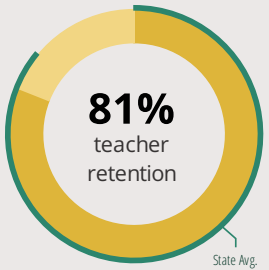
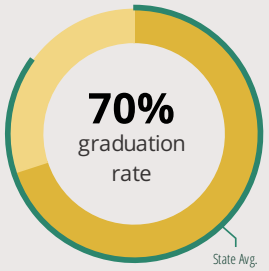
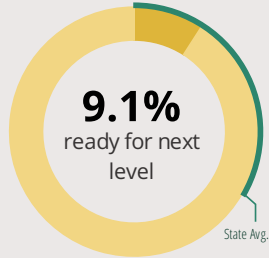
# DANVILLE HIGH SCHOOL

202 E FAIRCHILD ST DANVILLE, IL 61832 3114 (217) 444-1504

Grades: 9-12  
District: DANVILLE CCSD 118

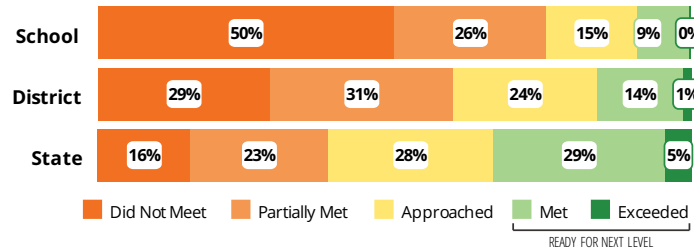
Principal: Ms. Kimberly Norton  
Superintendent: Dr. Alicia Geddis

## FAST FACTS



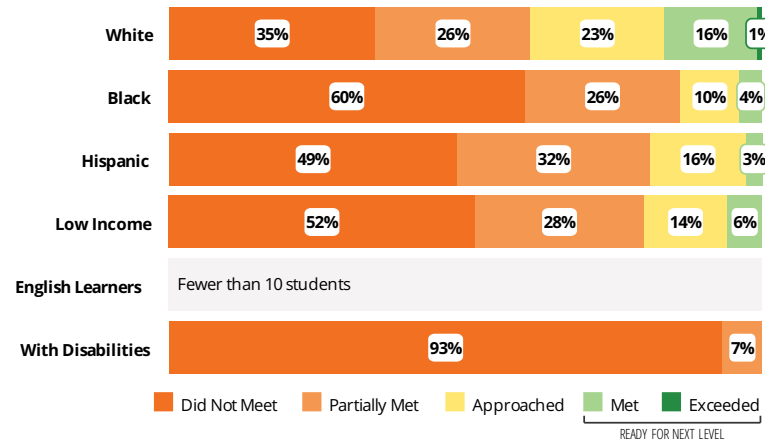
## Academic Success

All Illinois students in grades 3-8 take the PARCC assessment each year. High school students take the PARCC in specific Math or English Language Arts (ELA) courses.



## Success by Student Group

This display shows PARCC performance levels for each student group. No data is shown for groups with fewer than 10 students.

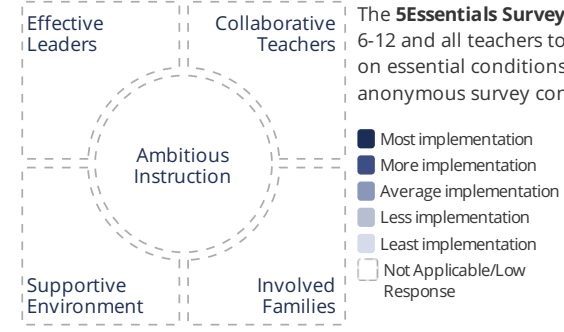


## Student Characteristics

White	46%	Low Income	65%
Black	38%	English Learners	1%
Hispanic	10%	With Disabilities	13%
Asian	1%	Homeless	1%
American Indian	1%		
Two or More Races	5%		
Pacific Islander	0%		

## School Environment

The **5Essentials Survey** allows students in grades 6-12 and all teachers to share their perspectives on essential conditions for learning. The anonymous survey consists of 5 components.

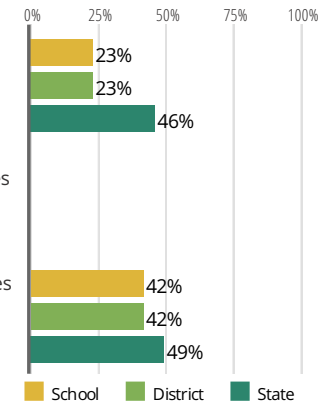


Response Rates	
Students	72%
Teachers	75%

- Effective Leaders**  
Do principals and teachers implement a shared vision for success?
- Collaborative Teachers**  
Do teachers collaborate to promote professional growth?
- Ambitious Instruction**  
Are the classes challenging and engaging?
- Supportive Environment**  
Is the school safe, demanding, and supportive?
- Involved Families**  
Does the entire staff build strong external relationships?

## College Readiness

**Ready for College Coursework**  
Students who meet or exceed ACT college readiness benchmarks



**Postsecondary Enrollment**  
Students who enroll at colleges and universities

**Postsecondary Remediation** (lower is better)  
Students enrolled in Illinois community colleges who require remedial coursework



# DANVILLE HIGH SCHOOL

## School Highlights

### Academic Courses

Danville High School prides itself in providing students with a wide-range of academic and extracurricular opportunities to ensure that all students are college and career ready. We have a robust Honors and Advanced Placement program that challenges students and a strong partnership with Danville Area Community College.

### Physical Education, Health and Wellness

DHS offers a variety of options for Physical Education: Dance, Beginner & Advanced Swimming, Sports Medicine, Weight Training, and Adapted PE. Students may also meet their PE graduation requirements through our JROTC program. The Viking 5K is offered each fall for participation from our families and community. Our free meal program is open to all.

### Other Programs and Activities

Danville High School has over 20 clubs that meet all of our students individual interests from Student Council to new creations such as Gaming Club and Viking Ambassadors. There is something for everyone at Danville High School and every effort is made to help students find their niche.

### School Awards

22 Illinois State Scholars in 2013-2014, Baseball: Sectional Champs-2010, Boys' Soccer: Sectional Finals-2014, Boys' Track: Sectional Champs-2010, Cross-Country: Sectional Champs; State-Finalist-2014, Football: Final 4-2009, 2010, 2011, Girls' Tennis-Sectional Champs-2011, 2012, 2013, Girls' Track: Sectional Champs; 3rd in state-2010; 11th in state-2013, Over \$100,000 given in scholarships to seniors in 2013-2014, Softball: Sectional Champs-2010

### Career Development Courses and Programs

Danville High School has a wide-array of courses focused in-house on career development through the Career and Technical Education division with courses such as Intro to Engineering, Welding, Automotive Technology, and Business. The partnership with Danville Area Community College provides additional coursework via College Express.

### Athletics

DHS has over 20 athletic programs that have distinguished themselves on the field of competition that students can choose from during the school year. Studies show that athletic involvement helps to structure the student and aid in academic success during the high school years.

### School Personnel Resources

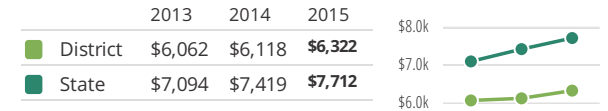
DHS has a full range of staff to support teachers and students on a daily basis.

### Facilities

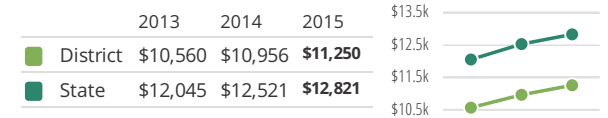
Originally built in the 1920s, DHS has the charm of a building with a rich heritage with all the amenities of a modern construction.

## District Finance

**Instructional Spending per Pupil** includes only the activities directly dealing with the teaching of students or the interaction between teachers and students.



**Operational Spending per Pupil** includes all costs for overall operations in this school's district, including Instructional Spending, but excluding summer school, adult education, capital expenditures, and long-term debt payments.



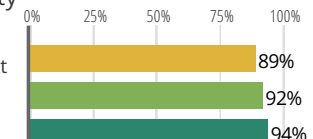
## Educator Measures

This school has had **3 principal(s)** over the past 6 years. In the last three years, an average of **81% of teachers** return to this school each year.

## Student Attendance and Mobility


### Attendance Rate

Rate at which students are present at school, not including excused or unexcused absences



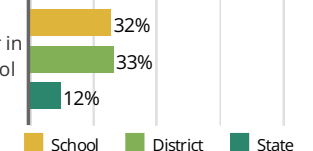
### Chronic Truancy Rate

Percentage of students who have been absent without valid reasons for 5% or more of regular school days



### Student Mobility

Percentage of students who transfer in or out of the school during the school year, not including graduates



## FOR MORE INFORMATION

Visit [IllinoisReportCard.com](http://IllinoisReportCard.com) to see additional details about each item of information for this school. There you will find charts spanning multiple years, detailed explanations, resources, more of the school's programs and activities, and powerful tools that let you dig deeper into data.

Most of this data has been collected by ISBE from school districts through data systems. Some information, such as the School Highlights, is entered directly by principals and can be updated throughout the year.