



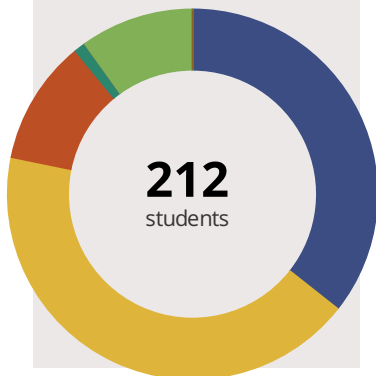
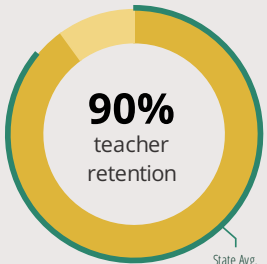
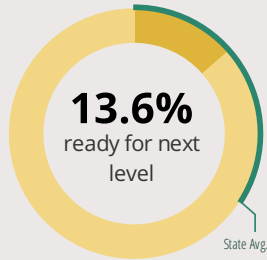
# EDISON ELEM SCHOOL

2101 N VERMILION ST DANVILLE, IL 61832 1731 (217) 444-3350

Grades: K-4  
District: DANVILLE CCSD 118

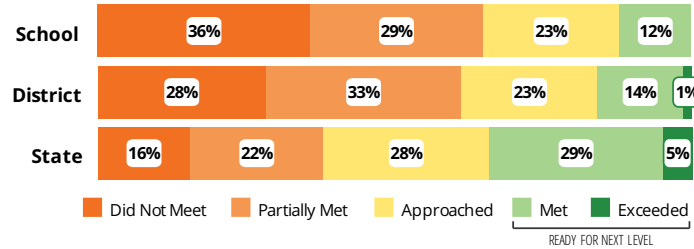
Principal: Mr. Mark Goodwin  
Superintendent: Dr. Alicia Geddis

## FAST FACTS



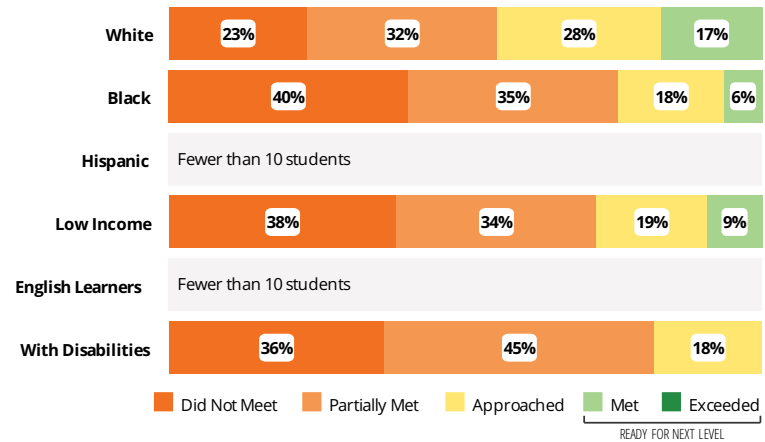
## Academic Success

All Illinois students in grades 3-8 take the PARCC assessment each year. High school students take the SAT in Math and English Language Arts.



## Success by Student Group

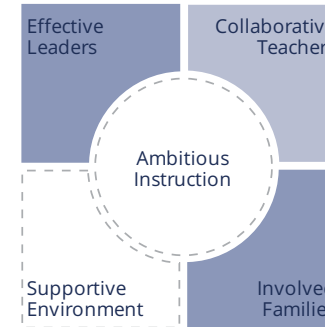
This display shows PARCC performance levels for each student group. No data is shown for groups with fewer than 10 students.



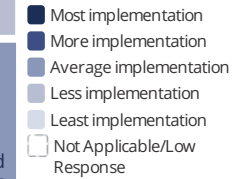
## Student Characteristics

White	36%	Low Income	72%
Black	43%	English Learners	8%
Hispanic	11%	With Disabilities	8%
Asian	1%	Homeless	1%
American Indian	0%		
Two or More Races	10%		
Pacific Islander	0%		

## School Environment



The **5Essentials Survey** allows students in grades 6-12 and all teachers to share their perspectives on essential conditions for learning. The anonymous survey consists of 5 components.



### Response Rates

Students	-
Teachers	100%

### Average Effective Leaders

Do principals and teachers implement a shared vision for success?

### Less Collaborative Teachers

Do teachers collaborate to promote professional growth?

### Ambitious Instruction

Are the classes challenging and engaging?

### Supportive Environment

Is the school safe, demanding, and supportive?

### Average Involved Families

Does the entire staff build strong external relationships?

## Student Attendance and Mobility

### Attendance Rate

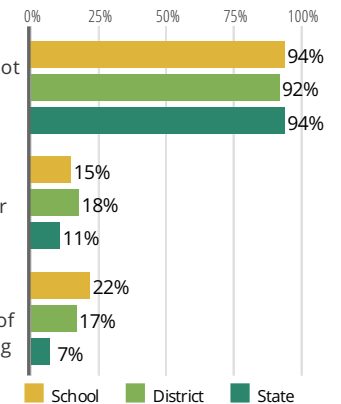
Rate at which students are present at school, not including excused or unexcused absences

### Chronic Truancy Rate

Percentage of students who have been absent without valid reasons for 5% or more of regular school days

### Student Mobility

Percentage of students who transfer in or out of the school during the school year, not including graduates





# EDISON ELEM SCHOOL

## School Highlights

### Academic Courses

Mathematics, English-Language Arts, Reading, Writing, Science, Social Studies, Computer Lab, Physical Education, Music: choral, recorders and percussion instruments, and Art projects.

### Physical Education, Heath and Wellness

A variety of life-long activities are presented to students throughout the year: roller skating, volleyball, rock climbing wall, Jump Rope for Heart and fitness activities. Various games and activities are introduced that allow students to enhance their fitness along with having fun. There are also music and movement activities throughout the ye

### Other Programs and Activities

After School Care, Before School Care, Conflict Resolution, Danville Public Library Tour, Danville Symphony Orchestra Children's Concert, Family Council, Family Nights, Holiday Food Baskets, Parent-Teacher Association, Taste of the Colonies, Body Walk, Outdoor School, Vermilion County War Museum, Vermilion County Museum Tours, Pumpkin Patch, Festiv

### School Awards

Dr. David Fields Excellence in Teaching Award, Teacher/Staff Golden Ruler, Student Perfect Attendance, 110% Award, Best Boy & Girl Citizen, AR Awards, Most Books & Points, Physical Education Award for a 4th Grade Boy and Girl and PBIS Awards, Rosen Music Award.

### Career Development Courses and Programs

### Athletics

The following activities are available to 4th grade students: Volleyball, Boys & Girls Basketball and Boys & Girls Track. Scholastic Bowl is also available.

### School Personnel Resources

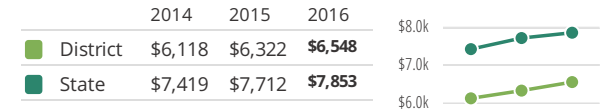
Several support staff are available to assist students throughout the year: Math Instruction, Reading Instruction, District Math & Reading Coach, Social Worker, School Psychologist, English Language Learners (ELL), Data Instructional Facilitator, Parent Volunteers, Retired Teacher Volunteers for Instructional Support, Resource Teacher and Speech L

### Facilities

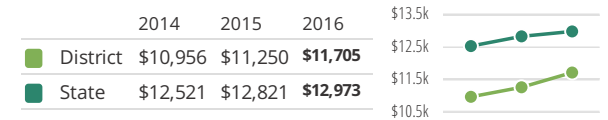
Edison has three levels, a gymnasium, cafeteria, library, computer lab, outdoor playground with various pieces of equipment for students to enjoy. A large grass area for Physical Education and other school celebrations throughout the year.

## District Finance

**Instructional Spending per Pupil** includes only the activities directly dealing with the teaching of students or the interaction between teachers and students.



**Operational Spending per Pupil** includes all costs for overall operations in this school's district, including Instructional Spending, but excluding summer school, adult education, capital expenditures, and long-term debt payments.



## Educator Measures

This school has had **1 principal(s)** over the past 6 years. In the last three years, an average of **90% of teachers** return to this school each year.

## FOR MORE INFORMATION

Visit [IllinoisReportCard.com](http://IllinoisReportCard.com) to see additional details about each item of information for this school. There you will find charts spanning multiple years, detailed explanations, resources, more of the school's programs and activities, and powerful tools that let you dig deeper into data.

Most of this data has been collected by ISBE from school districts through data systems. Some information, such as the School Highlights, is entered directly by principals and can be updated throughout the year.