



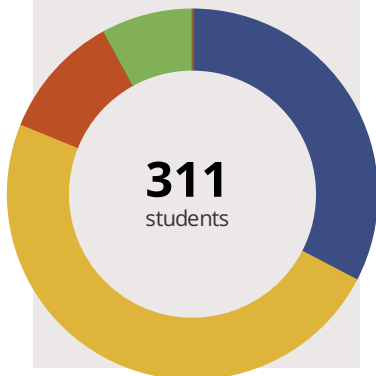
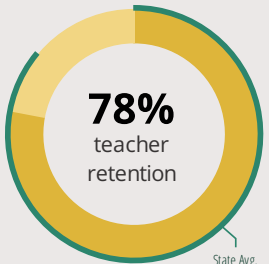
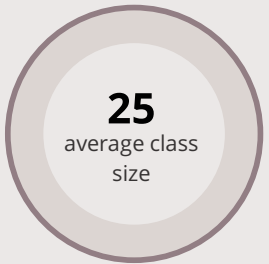
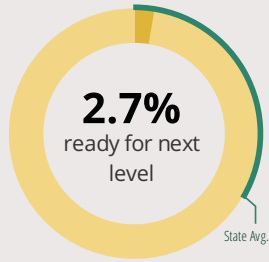
# GARFIELD ELEM SCHOOL

1101 N GILBERT ST DANVILLE, IL 61832 2949 (217) 444-1750

Grades: K-4  
District: DANVILLE CCSD 118

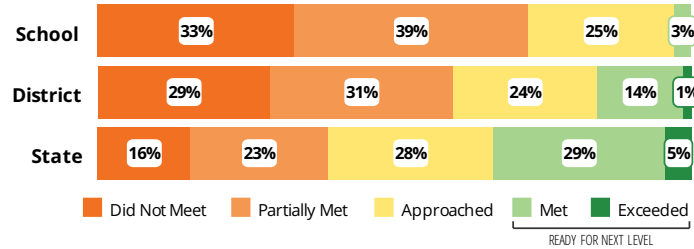
Principal: Mrs. Jessica Bradford  
Superintendent: Dr. Alicia Geddis

## FAST FACTS



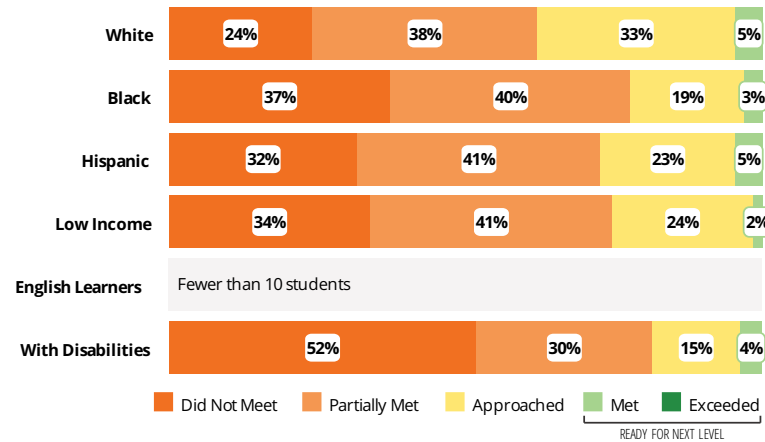
## Academic Success

All Illinois students in grades 3-8 take the PARCC assessment each year. High school students take the PARCC in specific Math or English Language Arts (ELA) courses.



## Success by Student Group

This display shows PARCC performance levels for each student group. No data is shown for groups with fewer than 10 students.



## Student Characteristics

White	33%	Low Income	84%
Black	49%	English Learners	3%
Hispanic	11%	With Disabilities	17%
Asian	0%	Homeless	4%
American Indian	0%		
Two or More Races	8%		
Pacific Islander	0%		

## School Environment



The **5Essentials Survey** allows students in grades 6-12 and all teachers to share their perspectives on essential conditions for learning. The anonymous survey consists of 5 components.

- Most implementation
- More implementation
- Average implementation
- Less implementation
- Least implementation
- Not Applicable/Low Response

### Response Rates

Students	-
Teachers	86%

### Effective Leaders

Do principals and teachers implement a shared vision for success?

### Collaborative Teachers

Do teachers collaborate to promote professional growth?

### Ambitious Instruction

Are the classes challenging and engaging?

### Supportive Environment

Is the school safe, demanding, and supportive?

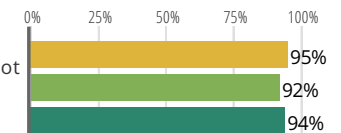
### Involved Families

Does the entire staff build strong external relationships?

## Student Attendance and Mobility

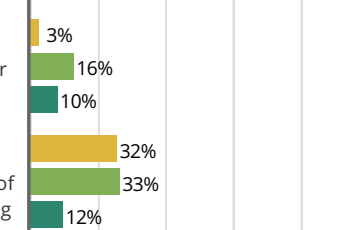
### Attendance Rate

Rate at which students are present at school, not including excused or unexcused absences



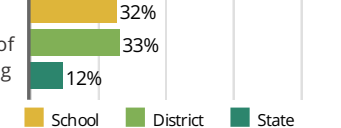
### Chronic Truancy Rate

Percentage of students who have been absent without valid reasons for 5% or more of regular school days



### Student Mobility

Percentage of students who transfer in or out of the school during the school year, not including graduates





# GARFIELD ELEM SCHOOL

## School Highlights

### Academic Courses

Bilingual Support Title 1 Support Volunteer Tutoring Support

### Career Development Courses and Programs

Career Day

### Physical Education, Health and Wellness

21st Century Program, Jump Rope for Heart, Outdoor School, Positive Behavior Interventions and Supports, Presidential Physical Fitness Program, Rollerskating Unit, Second Step Social and Emotional Program, Social Emotional Learning Standards, University of Illinois Health and Wellness Program

### Athletics

Volleyball Basketball Track

### Other Programs and Activities

Project Success Scholastic Bowl Girl Scouts Safety Patrol

### School Personnel Resources

Bilingual Education Teacher, Data Instructional Facilitator, District Math Coach, District Reading Coach, Librarian/Media Specialist, Paraprofessional, School Nurse, School Psychologist, School Social Worker, Special Education Teacher, Speech Language Pathologist-non teaching

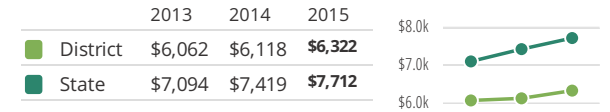
### School Awards

Basketball Award, Citizenship Award, Dr. David Fields Award, Fifth Grade Promotion, Golden Ruler Award, Honors Assemblies, Music Programs, Positive Behavior Interventions and Support Award, Presidential Fitness Award, Presidential Fitness Award, Scholastic Bowl Award, Spotlight on Staff, Track Award, United Way, Volleyball Award

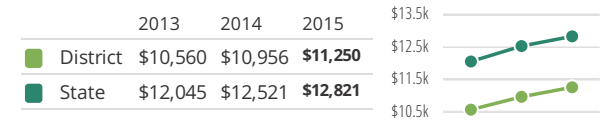
### Facilities

## District Finance

**Instructional Spending per Pupil** includes only the activities directly dealing with the teaching of students or the interaction between teachers and students.



**Operational Spending per Pupil** includes all costs for overall operations in this school's district, including Instructional Spending, but excluding summer school, adult education, capital expenditures, and long-term debt payments.



## Educator Measures

This school has had **3 principal(s)** over the past 6 years. In the last three years, an average of **78% of teachers** return to this school each year.

## FOR MORE INFORMATION

Visit [IllinoisReportCard.com](http://IllinoisReportCard.com) to see additional details about each item of information for this school. There you will find charts spanning multiple years, detailed explanations, resources, more of the school's programs and activities, and powerful tools that let you dig deeper into data.

Most of this data has been collected by ISBE from school districts through data systems. Some information, such as the School Highlights, is entered directly by principals and can be updated throughout the year.